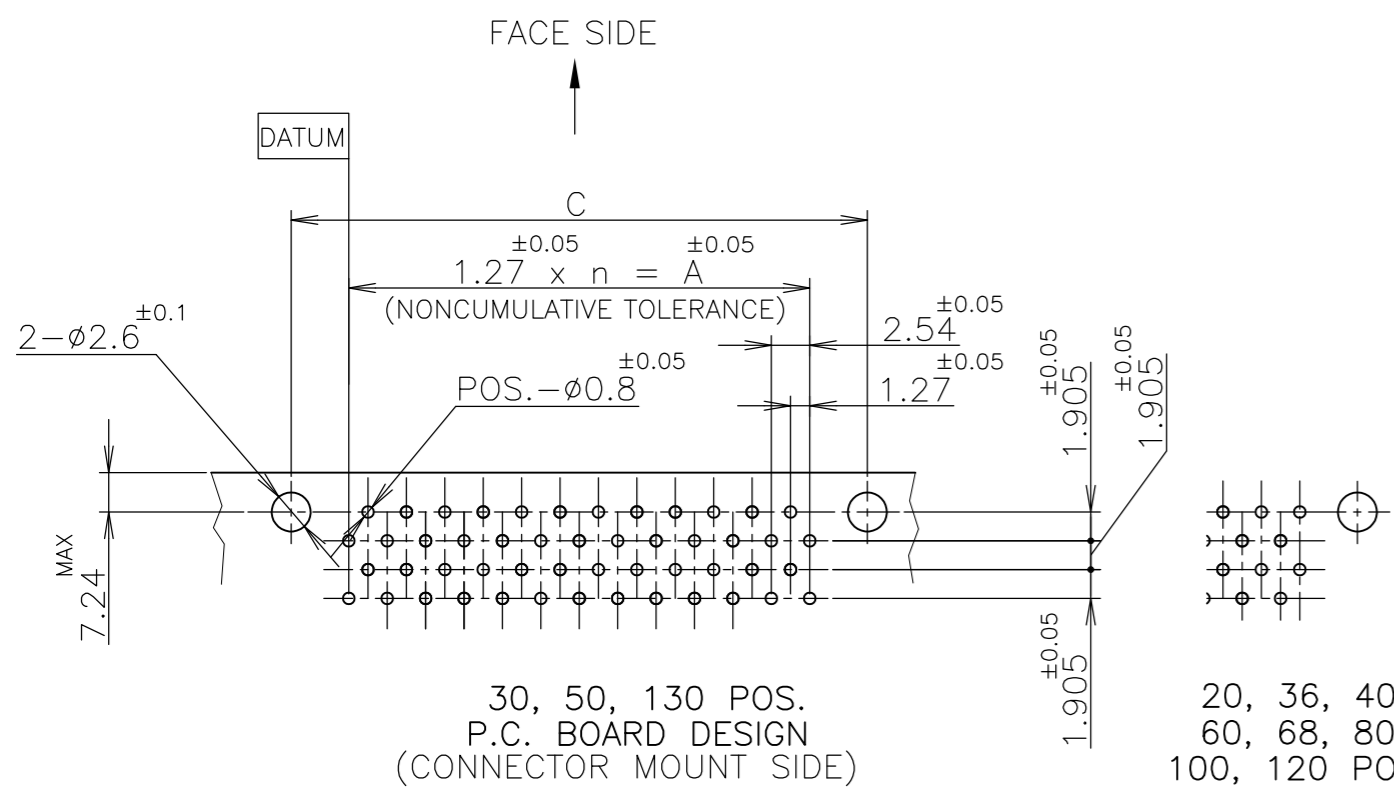
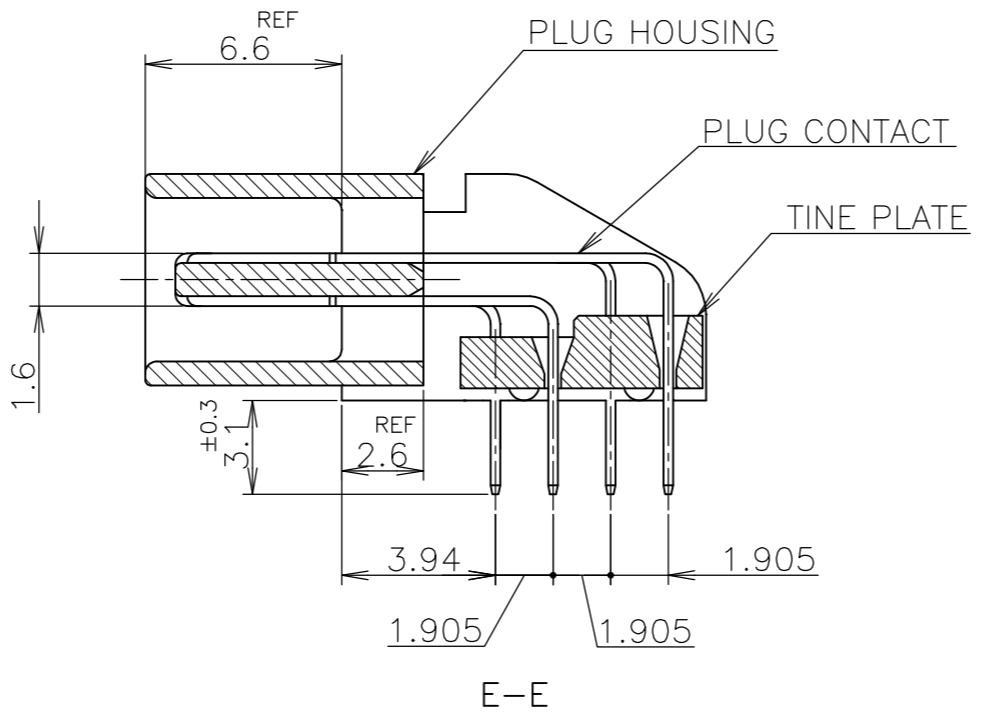
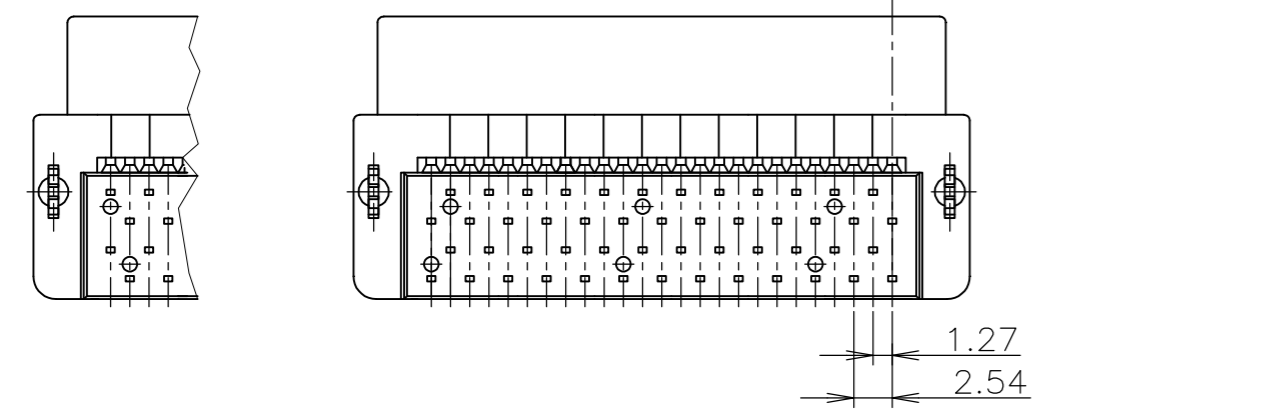
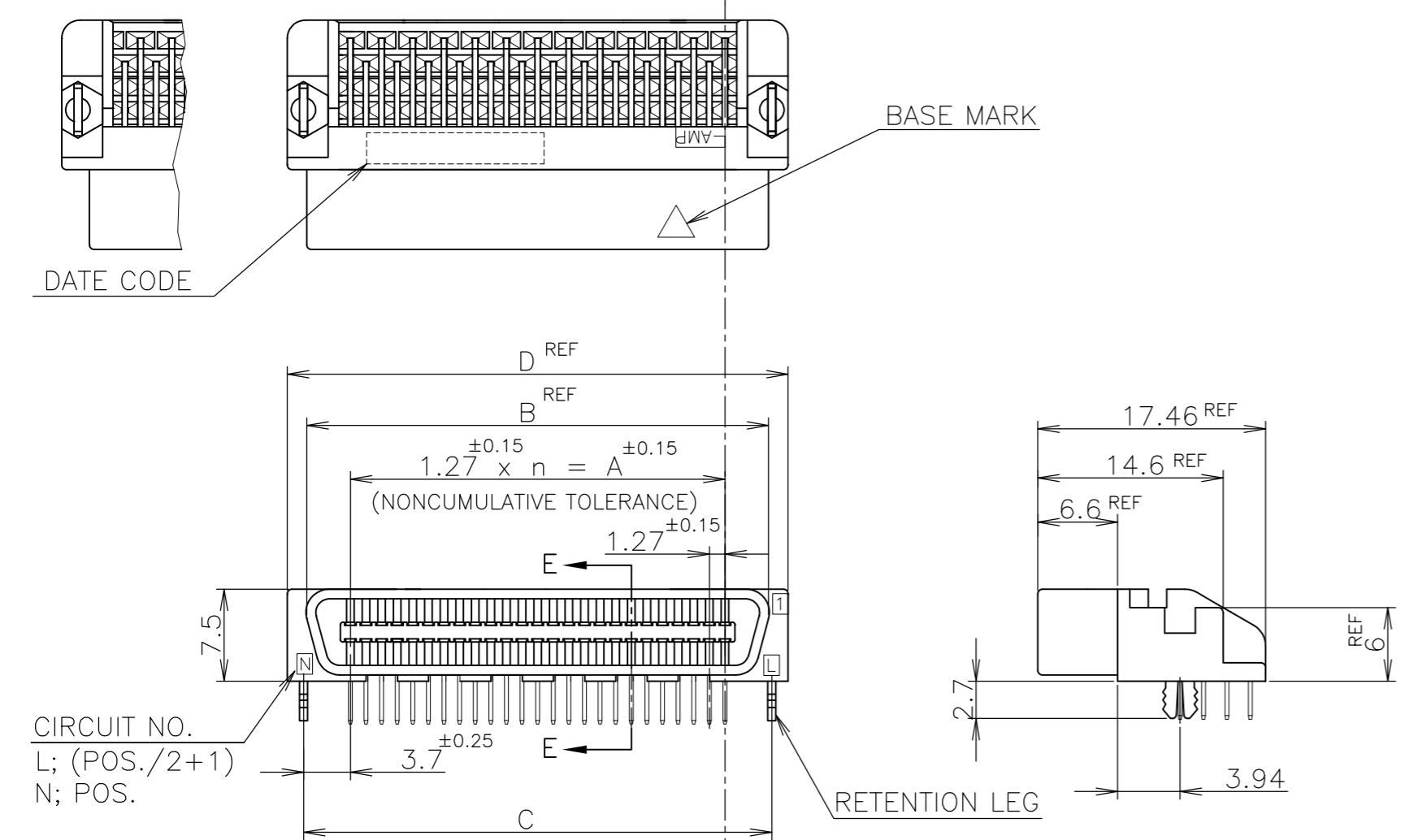


| LOC | | DIST | | REVISIONS | | | | |
|-----|-----|-------------|-----------------------|-----------|------|---------|------|----|
| P | LTR | DESCRIPTION | | | DATE | DWN | APVD | |
| ES | 00 | A | REVISED ECR-08-014638 | | | 10JUN08 | AZ | SY |

20, 40, 60, 68, 80
100, 120 POS.
30, 50, 130 POS.



20, 36, 40
60, 68, 80
100, 120 POS.

LEAD FREE

- 1 NUMBER "n" IS COUNTED FROM DATUM (CIRCUIT NO.1 IS "AMP" MARK SIDE.)
- MATERIA: HOUSING, 66 NYLON (GF) UL 94V-0, BLACK.
: CONTACT, PHOSPHOR BRONZE.
: RETENTION LEG; BRASS.
- FINISH: CONTACT; Au AT CONTACT AREA (SEE TABLE), TIN AT TINE, OVER Ni.
RETENTION LEG; TIN UNDER Ni.

| 6- | -2 | | 130 | 64 | 81.28 | 89.62 | 88.68 | 92.48 |
|-----------|----------|---------|-----|----|-------|-------|-------|-------|
| 6- | -1 | | 120 | 59 | 74.93 | 83.27 | 82.33 | 86.13 |
| 6- | -0 | | 100 | 49 | 62.23 | 70.57 | 69.63 | 73.43 |
| 5- | -9 | | 80 | 39 | 49.53 | 57.87 | 56.93 | 60.73 |
| 5- | -8 | | 68 | 33 | 41.91 | 50.25 | 49.31 | 53.11 |
| 5- | -7 | | 60 | 29 | 36.83 | 45.17 | 44.23 | 48.03 |
| 5- | -6 | | 50 | 24 | 30.48 | 38.82 | 37.88 | 41.68 |
| 5- | -5 | | 40 | 19 | 24.13 | 32.47 | 31.53 | 35.33 |
| 5- | -4 | | 36 | 17 | 21.59 | 29.93 | 28.99 | 32.79 |
| 5- | -3 | | 30 | 14 | 17.78 | 26.12 | 25.18 | 28.98 |
| 5- | -1 | 0.00076 | 20 | 9 | 11.43 | 19.77 | 18.83 | 22.63 |
| 4- | -2 | | 130 | 64 | 81.28 | 89.62 | 88.68 | 92.48 |
| 4- | -1 | | 120 | 59 | 74.93 | 83.27 | 82.33 | 86.13 |
| 4- | -0 | | 100 | 49 | 62.23 | 70.57 | 69.63 | 73.43 |
| 3- | -9 | | 80 | 39 | 49.53 | 57.87 | 56.93 | 60.73 |
| 3- | -8 | | 68 | 33 | 41.91 | 50.25 | 49.31 | 53.11 |
| 3- | -7 | | 60 | 29 | 36.83 | 45.17 | 44.23 | 48.03 |
| 3- | -6 | | 50 | 24 | 30.48 | 38.82 | 37.88 | 41.68 |
| 3- | -5 | | 40 | 19 | 24.13 | 32.47 | 31.53 | 35.33 |
| 3- | -4 | | 36 | 17 | 21.59 | 29.93 | 28.99 | 32.79 |
| 3- | -3 | | 30 | 14 | 17.78 | 26.12 | 25.18 | 28.98 |
| 3- | -1 | 0.0005 | 20 | 9 | 11.43 | 19.77 | 18.83 | 22.63 |
| 1- | -2 | | 130 | 64 | 81.28 | 89.62 | 88.68 | 92.48 |
| 1- | -1 | | 120 | 59 | 74.93 | 83.27 | 82.33 | 86.13 |
| 1- | -0 | | 100 | 49 | 62.23 | 70.57 | 69.63 | 73.43 |
| | -9 | | 80 | 39 | 49.53 | 57.87 | 56.93 | 60.73 |
| | -8 | | 68 | 33 | 41.91 | 50.25 | 49.31 | 53.11 |
| | -7 | | 60 | 29 | 36.83 | 45.17 | 44.23 | 48.03 |
| | -6 | | 50 | 24 | 30.48 | 38.82 | 37.88 | 41.68 |
| | -5 | | 40 | 19 | 24.13 | 32.47 | 31.53 | 35.33 |
| | -4 | | 36 | 17 | 21.59 | 29.93 | 28.99 | 32.79 |
| | -3 | | 30 | 14 | 17.78 | 26.12 | 25.18 | 28.98 |
| 5175472-1 | | 0.0002 | 20 | 9 | 11.43 | 19.77 | 18.83 | 22.63 |
| PART NO. | Au PLATE | POS. | n | A | B | C | D | |

THIS DRAWING IS A CONTROLLED DOCUMENT.

DWN Julyee Zhu 18AUG2004
 CHK Steven Yao 18AUG2004
 APVD Ikuo Enomoto 18AUG2004

Tyco Electronics Tyco Electronics AMP K.K.
Kawasaki, Japan

AMP CHAMP .050 CONNECTOR (B-T-B)
PLUG CONNECTOR
(HORIZONTAL WITH RETENTION LEG)

108-60038
APPLICATION SPEC

SIZE A2 CAGE CODE 00779 DRAWING NO. C=5175472 RESTRICTED TO

SCALE NTS SHEET 1 OF 1 REV A

CUSTOMER DRAWING

GENERAL TOLERANCE

| | |
|------------|-------|
| 10 ≥ | ±0.2 |
| 30 ≥ > 10 | ±0.25 |
| 100 ≥ > 30 | ±0.3 |
| ANGLES | ±3° |